



**KBS**

Real Estate  
Investment  
Trust III

## Portfolio Update

December 15, 2023

This presentation was prepared as of December 15, 2023, and has not been updated or revised to reflect more recent events regarding KBS Real Estate Investment Trust III, Inc. (the "Company") and its portfolio, operations, liquidity and debt obligations. For more recent information regarding the Company, see the Company's filings with the Securities and Exchange Commission at [www.sec.gov](http://www.sec.gov), including the Company's Current Report on Form 8-K filed with SEC on January 4, 2024.

**60 South Sixth**  
Minneapolis, MN

## Important Disclosures

The information contained herein should be read in conjunction with, and is qualified by, the information in KBS Real Estate Investment Trust III, Inc.'s (the "Company", "KBS REIT III", "we" or "our") Annual Report on Form 10-K for the year ended December 31, 2022 (the "Annual Report"), and in the Company's Quarterly Report on Form 10-Q for the period ended September 30, 2023 (the "Quarterly Report"), including the "Risk Factors" contained therein. For a full description of the limitations, methodologies and assumptions used to value the Company's assets and liabilities in connection with the calculation of the Company's estimated value per share, see the Company's Current Report on Form 8-K, dated December 12, 2023 (the "Valuation 8-K").

### Forward-Looking Statements

Certain statements contained herein may be deemed to be forward-looking statements within the meaning of the Federal Private Securities Litigation Reform Act of 1995. The Company intends that such forward-looking statements be subject to the safe harbors created by Section 27A of the Securities Act of 1933, as amended, and Section 21E of the Securities Exchange Act of 1934, as amended. These statements include statements regarding the intent, belief or current expectations of the Company and members of its management team, as well as the assumptions on which such statements are based, and generally are identified by the use of words such as "may," "will," "seeks," "anticipates," "believes," "estimates," "expects," "plans," "intends," "should" or similar expressions. Readers are cautioned not to place undue reliance on these forward-looking statements, which speak only as of the date they are made. The Company undertakes no obligation to update or revise forward-looking statements to reflect changed assumptions, the occurrence of unanticipated events or changes to future operating results over time, unless required by law. Such statements are subject to known and unknown risks and uncertainties which could cause actual results to differ materially from those contemplated by such forward-looking statements. The Company makes no representation or warranty (express or implied) about the accuracy of any such forward-looking statements. These statements are based on a number of assumptions involving the judgment of management.

You should interpret many of the risks identified in this presentation and in the Company's Annual Report and Quarterly Report as being heightened as a result of the continued disruptions in the financial markets. The ongoing challenges affecting the U.S. commercial real estate industry, especially as it pertains to commercial office buildings, continues to be one of the most significant risks and uncertainties the Company faces. The combination of the continued economic slowdown, rising interest rates and significant inflation (or the perception that any of these events may continue) as well as a lack of lending activity in the debt markets have contributed to considerable weakness in the commercial real estate markets. There can be no assurance as to when the markets will stabilize.

Though the appraisals of the appraised properties and the valuation of the Company's investment in units of Prime US REIT, with respect to Kroll, and the valuation estimates used in calculating the estimated value per share, with respect to Kroll, the Advisor and the Company, are the respective party's best estimates as of the dates of the respective valuations, the Company can give no assurance in this regard. Even small changes to these assumptions could result in significant differences in the estimated value per share. The Company can give no assurances with respect to the ultimate return to investors. Valuations for U.S. office properties continue to fluctuate due to weakness in the current real estate capital markets and the lack of transaction volume for U.S. office properties, increasing the uncertainty of valuations in the current market environment. Our significant investment in the equity securities of Prime US REIT (the "SREIT"), a traded Singapore real estate investment trust, is subject to the risks associated with real estate investments as well as the risks inherent in investing in traded securities, including, in this instance, risks related to the quantity of units held by us relative to the trading volume of the units. Due to the disruptions in the financial markets, since March 2020, the trading price of the common units of the SREIT has experienced substantial volatility and decline. The SREIT also has a significant amount of debt maturing in 2024, which adds additional uncertainty around the value of the units.

## Important Disclosures (cont.)

### Forward-Looking Statements

Upcoming and recent tenant lease expirations and leasing challenges in certain markets amidst the aforementioned headwinds coupled with slower than expected return-to-office, most notably in the San Francisco Bay Area where the Company owns several assets, have had direct and material impacts on the Company's ability to access certain credit facilities and on its ongoing cash flow. The Company has \$1.7 billion of loan maturities in the next 12 months. Considering the current commercial real estate lending environment, this raises substantial doubt as to the Company's ability to continue as a going concern for at least a year from November 14, 2023. Certain loans have additional extension options; however, these extensions are subject to certain terms and conditions contained in the loan documents some of which are more stringent than current loan compliance tests. In order to qualify for certain loan extensions, the Company will likely be required to reduce the loan commitment by a substantial amount and/or make paydowns on certain loans. Due to this potential reduction in loan commitment and ongoing capital expenditure needs in the real estate portfolio, the Company will likely seek to refinance or restructure certain debt instruments, may need to evaluate selling equity securities and/or may be required to sell certain assets into a challenged real estate market in an effort to manage our liquidity needs. However, there can be no assurances as to the certainty or timing of the outcome of such efforts. Selling real estate assets in the current market would likely impact the ultimate sale price. The Company also may defer contractual expenditures. The Company may relinquish ownership of one or more secured properties to the mortgage lender. Continued disruptions in the financial markets and economic uncertainty could adversely affect the Company's ability to implement its business strategy and continue as a going concern. Further, potential changes in customer behavior, such as continued work-from-home arrangements, which increased as a result of the COVID-19 pandemic, could materially and negatively impact the future demand for office space, adversely impacting the Company's operations. These risks are not priced into the December 12, 2023 estimated value per share.

We cannot guarantee that we will pay distributions. We are unable to predict when we will be in a position to resume the payment of regular distributions to our stockholders and may not make any distributions for an extended period of time. Any distributions declared and paid may come from sources other than cash flow from operations, including, without limitation, the sale of assets, borrowings, return of capital or offering proceeds. The Company has no limits on the amounts it may pay from such sources.

Stockholders may have to hold their shares an indefinite period of time. The Company can provide no assurance that the Company will be able to provide any liquidity to stockholders. Since 2019, the Company has either exhausted the funds available for ordinary redemptions under our share redemption program or implemented suspensions of ordinary redemptions under our share redemption program for all or a portion of the calendar year. On December 12, 2023, our board of directors determined to suspend all redemptions under our share redemption program to preserve capital in the current market environment.

The statements herein also depend on factors such as: future economic, competitive and market conditions; the Company's ability to maintain and/or improve occupancy levels and rental rates at its real estate properties; and other risks identified in Part I, Item 1A of the Company's Annual Report for the year ended December 31, 2022 and in Part II, Item 1A of the Company's Quarterly Report for the period ended September 30, 2023.

# Portfolio Occupancy Update

Despite the volatility in real estate valuations over the past year due to various macroeconomic factors, the portfolio has exhibited resilience, maintaining stability in both economic and leased occupancy rates. However, the commercial real estate office sector faces significant challenges amid economic uncertainties and the complexities of returning to office operations in specific markets.

Property / Region	Region	City/State	Economic Occupancy		Leased Occupancy <sup>1</sup>	
			September 30, 2023	September 30, 2022	September 30, 2023	September 30, 2022
Salt Lake Hardware	West	Salt Lake City, UT	100%	97%	100%	100%
201 Spear Street	West	San Francisco, CA	64%	91%	64%	93%
Ten Almaden	West	San Jose, CA	55%	91%	55%	94%
Towers at Emeryville	West	Emeryville, CA	67%	79%	72%	80%
The Almaden	West	San Jose, CA	85%	91%	85%	91%
<b>West</b>			<b>73%</b>	<b>88%</b>	<b>74%</b>	<b>89%</b>
Accenture Tower	Central	Chicago, IL	93%	85%	98%	91%
Legacy Town Center	Central	Plano, TX	65%	70%	70%	72%
Preston Commons	Central	Dallas, TX	94%	90%	97%	97%
Sterling Plaza	Central	Dallas, TX	90%	85%	97%	91%
60 South Sixth	Central	Minneapolis, MN	75%	54%	77%	77%
515 Congress	Central	Austin, TX	93%	92%	95%	95%
Park Place Village	Central	Leawood, KS	96%	89%	99%	94%
<b>Central</b>			<b>87%</b>	<b>79%</b>	<b>91%</b>	<b>88%</b>
Carillon	East	Charlotte, NC	73%	77%	75%	81%
201 17 <sup>th</sup> Street	East	Atlanta, GA	85%	89%	86%	89%
3003 Washington	East	Arlington, VA	99%	99%	99%	99%
3001 Washington	East	Arlington, VA	100%	100%	100%	100%
McEwen Building	East	Nashville, TN	93%	87%	95%	95%
<b>East</b>			<b>85%</b>	<b>87%</b>	<b>86%</b>	<b>89%</b>
<b>Total Current Portfolio</b>			<b>83%</b>	<b>83%</b>	<b>86%</b>	<b>88%</b>

<sup>1</sup> Includes leases that had been executed but had not yet commenced as of the respective period.

# Investment in PRIME US REIT (SREIT)

In connection with the Company’s sale of 11 properties to the SREIT on July 18, 2019, on July 19, 2019, the Company acquired 307,953,999 units in the SREIT at a price of \$271.0 million, or \$0.88 per unit, representing a 33.3% ownership interest in the SREIT. The Company sold 18,392,100 units and 73,720,000 units on August 21, 2019 and November 9, 2021, respectively.

Our remaining investment in stock in the SREIT has been significantly impacted by the market sentiment for stock with significant investment in commercial office buildings. During 2023 the stock has decreased from 40.5 cents per unit to 13.8 cents per unit as of September 30, 2023. The current yield on the stock based on annualized Q1 2023 results is a yield well in excess of 20% and the dividends on the stock help support KBS REIT III’s ongoing cash flows. The currently challenged debt and capital markets have had a substantial impact on the stock price, along with the SREIT having a significant amount of debt maturing in 2024, that adds additional uncertainty around the value of the stock and its ability to pay dividends at its current rate. While there has been some lease rollover in the portfolio, the ongoing cash flows remain strong.

Units Owned	Percentage Interest Owned	Current Value at closing on 9/30/2023
215,841,899	18.2%	\$29.8 million

## Valuation Summary

(in millions)	December 2023 <sup>1</sup> Estimated Value	September 2022 <sup>2</sup> Estimated Value
Real estate properties	\$2,440.7 (94.9%)	\$2,789.2 (93.6%)
Investment in Prime US REIT units	\$26.4 (1.0%)	\$116.5 (3.9%)
Cash	\$45.1 (1.8%)	\$38.6 (1.3%)
Other assets <sup>3</sup>	\$60.2 (2.3%)	\$34.5 (1.2%)
<b>Total Assets:</b>	<b>\$2,572.4</b>	<b>\$2,978.8</b>
Notes payable	\$1,659.3	\$1,591.1
Other liabilities <sup>4</sup>	\$79.4	\$61.5
<b>Total Liabilities:</b>	<b>\$1,738.7</b>	<b>\$1,652.6</b>
<b>Net equity at estimated value</b>	<b>\$833.7</b>	<b>\$1,326.2</b>

<sup>1</sup> Based on the estimated value of KBS REIT III's assets less the estimated value of KBS REIT III's liabilities, or net asset value, divided by the number of shares outstanding, all as of September 30, 2023, with the exception of adjustments to KBS REIT III's net asset value to give effect to (i) the change in the estimated value of KBS REIT III's investment in units of Prime US REIT (SGX-ST Ticker: OXMU) as of November 15, 2023 and (ii) the estimated sale price based on offers received for one property that was being marketed for sale. See the December 2023 Valuation 8-K.

<sup>2</sup> Based on (i) appraisals of KBS REIT III's 17 real estate properties as of July 31, 2022, the estimated value of KBS REIT III's investment in units of Prime US REIT (SGX-ST Ticker: OXMU) as of September 20, 2022, and the estimated value of KBS REIT III's other assets as of June 30, 2022, less (ii) the estimated value of KBS REIT III's liabilities as of June 30, 2022, all divided by the number of shares outstanding as of June 30, 2022. See KBS REIT III's Current Report on Form 8-K filed with the SEC on September 28, 2022.

<sup>3</sup> Includes rents and other receivables, deposits and prepaid expenses as applicable.

<sup>4</sup> Includes accounts payable, accrued liabilities, due to affiliates and distributions payable, as applicable.

# Valuation Change Summary

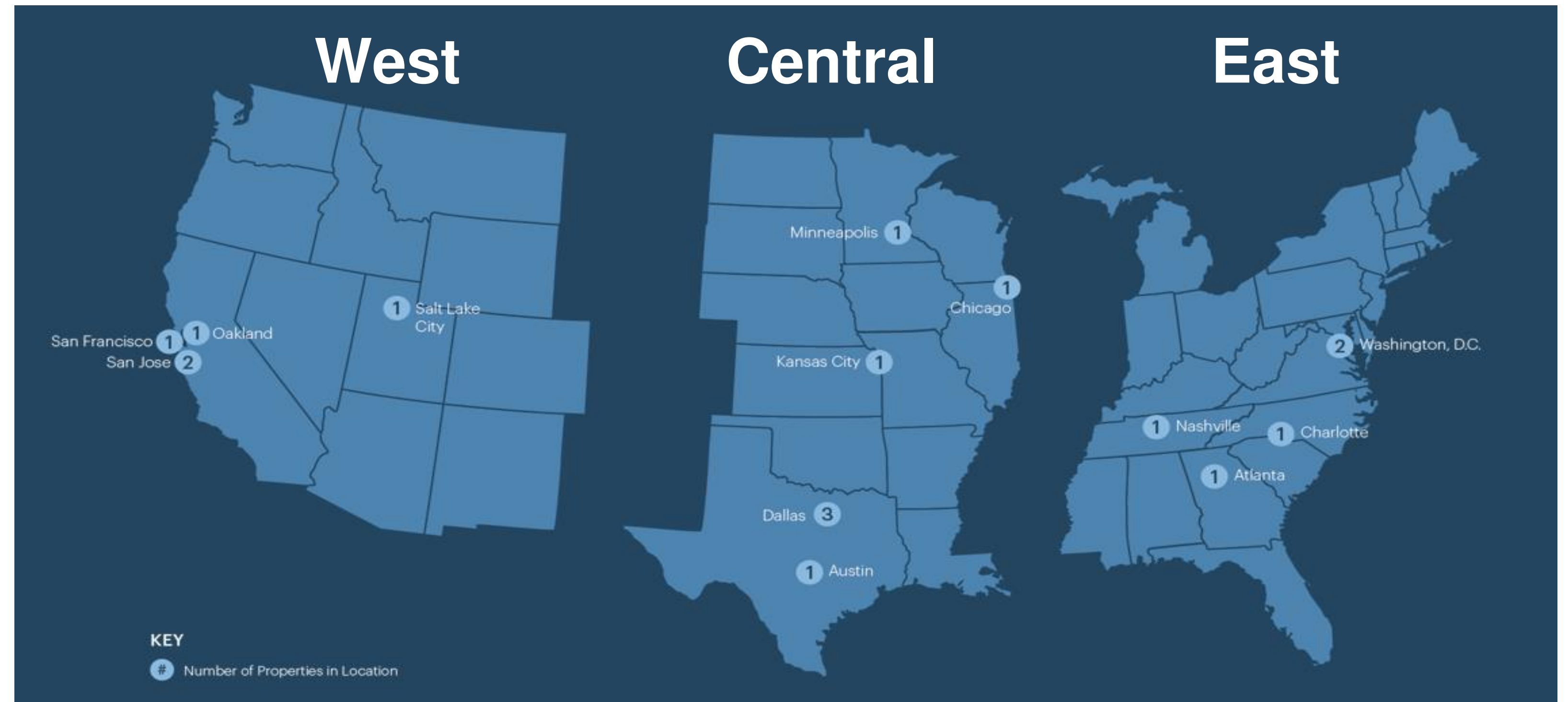
On December 12, 2023, KBS REIT III's Board of Directors approved an estimated value per share of \$5.60<sup>1</sup>. The following is a summary of the estimated value per share changes within each asset and liability group.

<b>September 2022 estimated value per share</b>	<b>\$9.00</b>
Real estate	(2.33)
Capital expenditures on real estate	(0.93)
Investment in Prime US REIT units	(0.61)
<b>Total changes related to investments</b>	<b>(3.87)</b>
Modified operating cash flows in excess of distributions declared <sup>2</sup>	0.01
Notes payable	0.30
Interest rate swap	0.17
Other changes, net	(0.01)
<b>Total change in estimated value per share</b>	<b>(3.40)</b>
<b>December 2023 estimated value per share</b>	<b>\$5.60</b>

<sup>1</sup> Based on the estimated value of KBS REIT III's assets less the estimated value of KBS REIT III's liabilities, or net asset value, divided by the number of shares outstanding, all as of September 30, 2023, with the exception of adjustments to KBS REIT III's net asset value to give effect to (i) the change in the estimated value of KBS REIT III's investment in units of Prime US REIT (SGX-ST Ticker: OXMU) as of November 15, 2023 and (ii) the estimated sale price based on offers received for one property that was being marketed for sale. See the Valuation 8-K. The estimated value of the 15 appraised properties, the property being marketed for sale and 201 Spear Street was \$2.44 billion.

<sup>2</sup> Modified operating cash flows reflect modified funds from operations ("MFFO") adjusted to add back the amortization of deferred financing costs. The Company computes MFFO in accordance with the definition included in the practice guideline issued by the IPA in November 2010.

The challenging interest rate environment coupled with uncertainty rooted by recessionary fears commonly lead to more conservative underwriting assumptions by investors, lenders, appraisers, and the like. This impact was seen across the board during the current NAV process—on average, discount rates and terminal capitalization rates utilized by Kroll<sup>[2]</sup> were 112 and 83 basis points higher, respectively, than those utilized in the previous valuation. The change in discount rates and terminal capitalization rates were the main drivers of the change in real estate values.



West Region	
Valuation	Change in Value
\$681,100,000	-24.2%
Avg. Change in Discount Rate	Avg. Change in Terminal Cap
130 bps	100 bps

Central Region	
Valuation	Change in Value
\$1,237,900,000	-7.2%
Avg. Change in Discount Rate	Avg. Change in Terminal Cap
111 bps	75 bps

East Region	
Valuation	Change in Value
\$521,700,000	-6.2%
Avg. Change in Discount Rate	Avg. Change in Terminal Cap
85 bps	55 bps

<sup>1</sup> For the December 2023 valuation, discount rates and terminal capitalization rates are based on the estimated value of the 15 Appraised Properties, the estimated value for the McEwen Building, which was being marketed for sale, and 201 Spear Street.

<sup>2</sup> The changes in valuation discount and terminal capitalization rates are based on the 15 Appraised Properties utilized by Kroll.



# Valuation Information<sup>1</sup>

- KBS REIT III's estimated value per share was determined in accordance with the Institute for Portfolio Alternatives' Practice Guideline 2013-01, Valuations of Publicly Registered Non-Listed REITs.
- Kroll, an independent, third-party real estate valuation firm, was engaged to provide a calculation of the range in estimated value per share of common stock. Kroll based the range in estimated value per share upon:
  - Appraisals of 15 of KBS REIT III's real estate properties as of September 30, 2023 and an estimated value for the investment in units of PRIME US REIT (SGX-ST Ticker: OXMU) as of November 15, 2023, all performed by Kroll.
  - The estimated value of the appraised properties, the McEwen Building (which was being marketed for sale), and 201 Spear Street, was \$2.44 billion. The estimated value for the 201 Spear Street property was below the value of the 201 Spear Mortgage Loan, and as a result, the value of the assets and liabilities related to 201 Spear Street effectively net to zero.
  - Valuations performed by the Advisor of KBS REIT III's other assets and liabilities as of September 30, 2023. The estimated value of KBS REIT III's notes payable is equal to the GAAP fair value as of September 30, 2023, with the exception of the 201 Spear Street Mortgage Loan, as disclosed in the Quarterly Report. The estimated values of cash and a majority of the other assets and other liabilities are equal to their carrying values.
  - The estimated value per share did not include an enterprise (portfolio) premium or discount. Consideration was given to any potential subordinated participation in cash flows that would be due to the Advisor in a hypothetical liquidation if the required stockholder return thresholds are met.

On December 12, 2023, KBS REIT III's board of directors approved \$5.60 as the estimated value per share of KBS REIT III's common stock, which approximates the mid-range value of the range in estimated value per share calculated by Kroll, and which estimated value per share was recommended by the Advisor and KBS REIT III's conflicts committee. Both the range in estimated value per share and the estimated value per share were based on Kroll appraisals, Kroll's valuation of KBS REIT III's investment in units of Prime US REIT and the Advisor's valuations.

<sup>1</sup> For additional information, see the Valuation 8-K.

## Stockholder Valuation Information

KBS REIT III provides its estimated value per share to assist broker dealers that participated in KBS REIT III's now-terminated initial public offering in meeting their customer account statement reporting obligations.

The December 2023 estimated value per share was performed in accordance with the provisions of and also to comply with the IPA Valuation Guidelines. As with any valuation methodology, the methodologies used are based upon a number of estimates and assumptions that may not be accurate or complete. Different parties with different assumptions and estimates could derive a different estimated value per share of KBS REIT III's common stock, and this difference could be significant. The estimated value per share is not audited and does not represent the fair value of KBS REIT III's assets less the fair value of KBS REIT III's liabilities according to GAAP. KBS REIT III can give no assurance that:

- a stockholder would be able to resell his or her shares at KBS REIT III's estimated value per share;
- a stockholder would ultimately realize distributions per share equal to KBS REIT III's estimated value per share upon liquidation of KBS REIT III's assets and settlement of its liabilities or a sale of KBS REIT III;
- KBS REIT III's shares of common stock would trade at the estimated value per share on a national securities exchange;
- another independent third-party appraiser or third-party valuation firm would agree with KBS REIT III's estimated value per share; or
- the methodology used to determine KBS REIT III's estimated value per share would be acceptable to FINRA or for compliance with ERISA reporting requirements.

Valuations for U.S. office properties continue to fluctuate due to weakness in the current real estate capital markets and the lack of transaction volume for U.S. office properties, increasing the uncertainty of valuations in the current market environment. The valuation of KBS REIT III's investment in Prime US REIT is also subject to increased uncertainty. Due to the disruptions in the financial markets, the trading price of the common units of Prime US REIT has experienced substantial volatility. Prime US REIT also has a significant amount of debt maturing in 2024, which adds additional uncertainty around the value of the units. KBS REIT III's estimated value per share does not reflect a discount for the fact that KBS REIT III is externally managed, nor does it reflect a real estate portfolio premium/discount versus the sum of the individual property values. KBS REIT III's estimated value per share does not take into account estimated disposition costs and fees for real estate properties that are not under contract to sell, debt prepayment penalties that could apply upon the prepayment of certain of KBS REIT III's debt obligations, the impact of restrictions on the assumption of debt or swap breakage fees that may be incurred upon the termination of certain of KBS REIT III's swaps prior to expiration. KBS REIT III has generally incurred disposition costs and fees related to the sale of each real estate property since inception of 0.8% to 2.9% of the gross sales price less concessions and credits, with the weighted average being approximately 1.5%. The estimated value per share does not take into consideration any financing and refinancing costs subsequent to December 12, 2023. KBS REIT III currently expects to utilize an independent valuation firm to update its estimated value per share no later than December 2024.

## Stockholder Valuation Information (cont.)

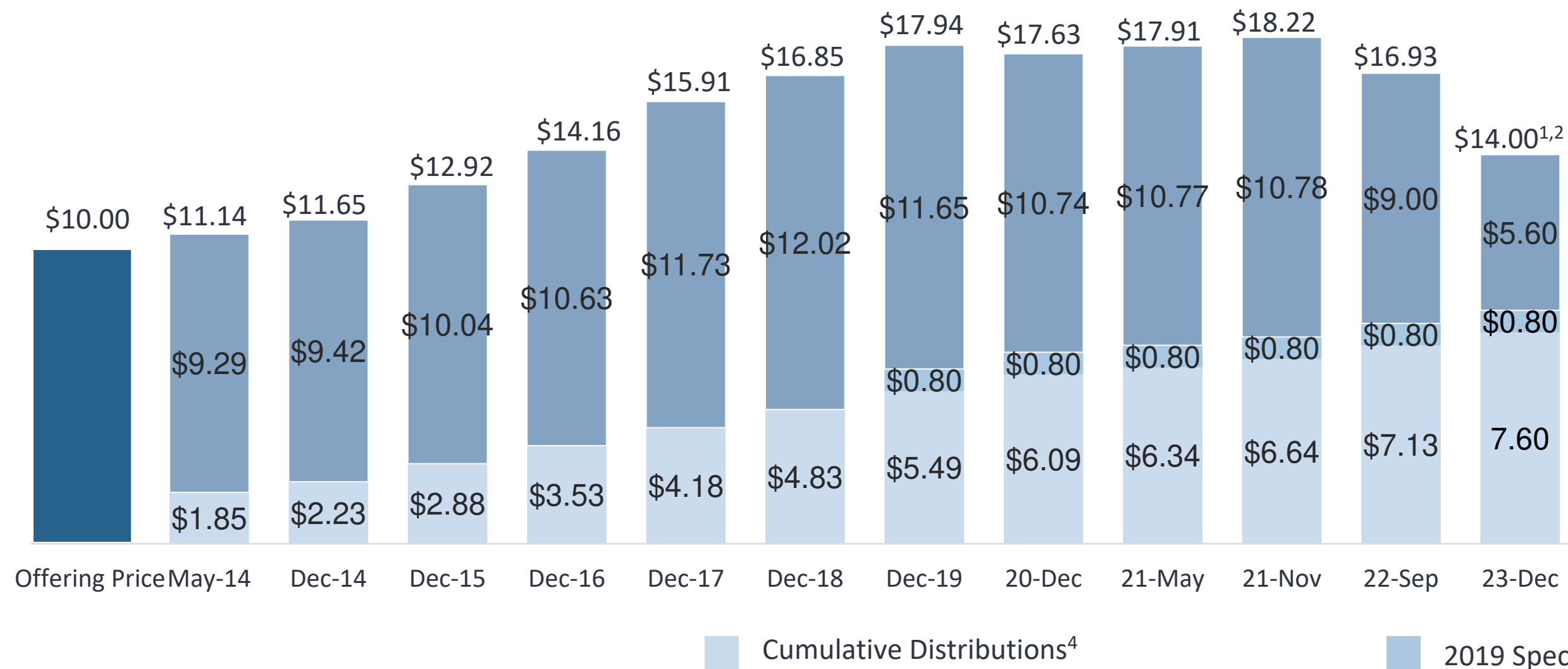
### Going Concern Risk Related to Estimated Value Per Share

- KBS REIT III has \$1.7 billion of loan maturities in the next 12 months.
- Considering the current commercial real estate lending environment, this raises substantial doubt as to KBS REIT III's ability to continue as a going concern for at least a year from November 14, 2023.
- Certain of KBS REIT III's loans have additional extension options; however, these extensions are subject to certain terms and conditions contained in the loan documents some of which are more stringent than KBS REIT III's current loan compliance tests.
- In order to qualify for certain loan extensions, KBS REIT III will likely be required to reduce the loan commitment by a substantial amount and/or make paydowns on certain loans.
- Due to this potential reduction in loan commitment and ongoing capital expenditure needs in the portfolio, KBS REIT III will likely seek to refinance or restructure certain debt instruments, may need to evaluate selling equity securities and/or may be required to sell certain assets into a challenged real estate market in an effort to manage its liquidity needs. KBS REIT III anticipates it may relinquish ownership of one or more secured properties to the mortgage lender.
- As a result of KBS REIT III's upcoming loan maturities, the challenging commercial real estate lending environment, the current interest rate environment, leasing challenges in certain markets where KBS REIT III owns properties and the lack of transaction volume in the U.S. office market as well as general market instability, management's plans cannot be considered probable and thus do not alleviate substantial doubt about KBS REIT III's ability to continue as a going concern.
- Continued disruptions in the financial markets and economic uncertainty could adversely affect KBS REIT III's ability to implement its business strategy and continue as a going concern.
- These risks are not priced into the December 12, 2023 estimated value per share.

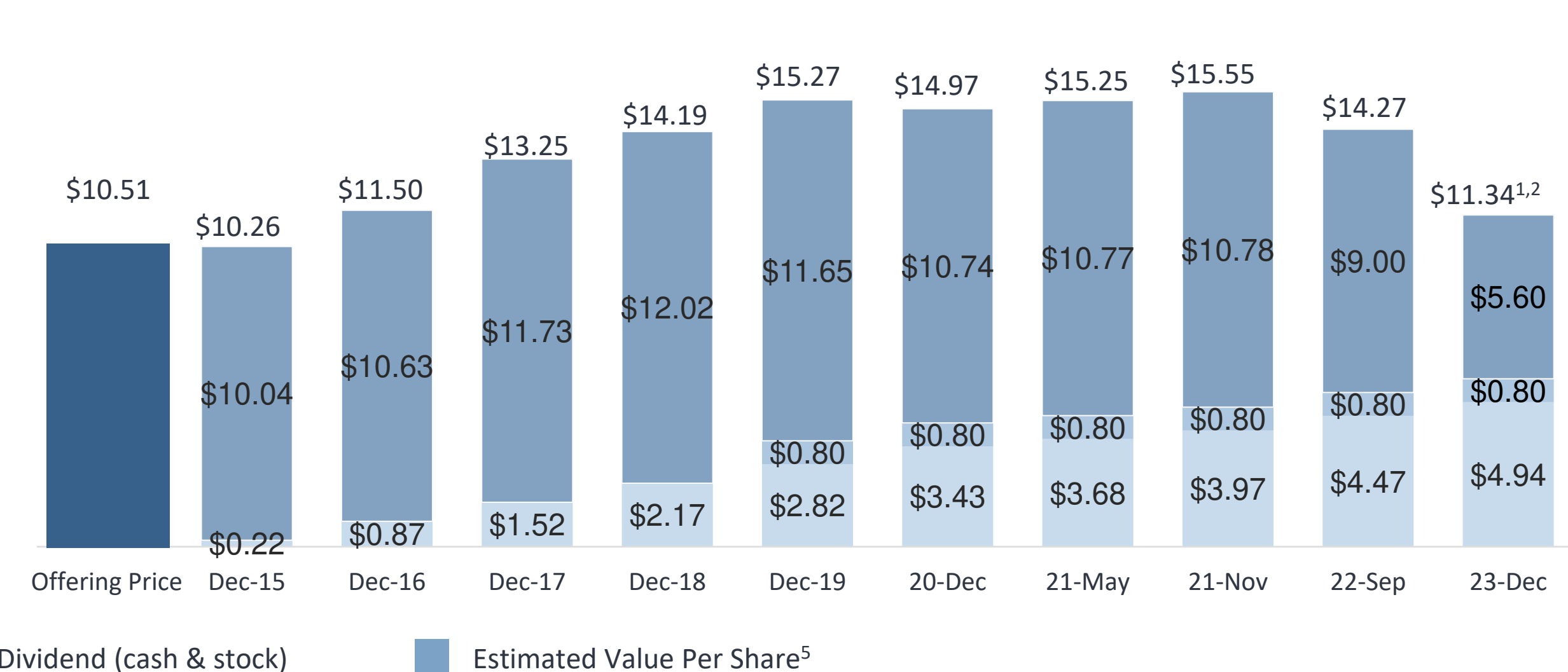
# Stockholder Performance December 2023

Hypothetical Performance of First and Last Investor  
**\$14.00** total value for first cash investor <sup>1, 2</sup>  
**\$11.34** total value for last cash investor <sup>1, 2</sup>

### Breakdown of First Cash Investor Value



### Breakdown of Last Cash Investor Value



<sup>1</sup> The total value would change to \$11.68 and \$9.64 for a first and last investor, respectively, who fully participated in KBS REIT III's dividend reinvestment plan for the life of the investment and did not make any redemptions.

<sup>2</sup> Total value equals the December 2023 estimated value per share and cumulative distributions as of December 2023, plus the 2019 Special Dividend. The Special Dividend was payable in the form of either (1) cash and shares of KBS REIT III's common stock or (2) all shares of KBS REIT III's common stock, at the election of the KBS REIT III's stockholders. If stockholders elected all cash, their election was subject to adjustment such that the aggregate amount of cash to be distributed by KBS REIT III was a maximum of 35% of the total Special Dividend (the "Maximum Cash Distribution"), with the remainder paid in shares of common stock. The aggregate amount of cash paid by KBS REIT III pursuant to the Special Dividend and the actual number of shares of common stock issued pursuant to the Special Dividend depended upon the number of stockholders who elected cash or stock and whether the Maximum Cash Distribution was met.

<sup>3</sup> Determined solely to be used as a component in calculating the offering price of KBS REIT III's now-terminated initial public offering.

<sup>4</sup> "Cumulative Distributions" for a first cash investor assumes all distributions received in cash other than Special Dividend shares and no share redemptions and reflect the payment amounts (all distributions paid since inception) per share for a hypothetical investor who invested on escrow break (March 24, 2011) and consequently has received all distributions paid by KBS REIT III. "Cumulative distributions" for a last cash investor assumes all distributions received in cash other than Special Dividend shares and no share redemptions, and reflect the payment amounts (all distributions paid since investment) per share for a hypothetical investor who invested on July 28, 2015.


<sup>5</sup> For estimated value per share information, see KBS REIT III's Supplement no. 3 to the Company's prospectus dated April 25, 2014 (Registration No. 333-164703), filed May 6, 2014; Part II, Item 5 of KBS REIT III's Annual Reports on Form 10-K filed March 9, 2015, March 14, 2016, March 13, 2017, March 8, 2018, March 14, 2019, March 6, 2020, March 12, 2021, March 31, 2022, and March 13, 2023; and KBS REIT III's Current Reports on Form 8-K filed May 14, 2021 and December 14, 2023.

## Future Strategy

In the current market environment with valuations of any kind at a significant discount, a strategic transaction involving a portfolio that is nearly 100% office is very difficult if not impossible to achieve.

KBS REIT III's conflicts committee and our board of directors believe the best course of action is to carefully manage the portfolio through the current downturn in order to be ready to complete a strategic transaction or liquidation once the markets have improved. Additionally, the future success of the portfolio is dependent on the ultimate outcome of potential restructuring plans with regards to our maturing debt which we are currently negotiating, and the outcome of which is uncertain.

We remain focused on returning funds to shareholders and providing liquidity as soon as it is sustainable and practical based on market conditions and the strength of portfolio cashflows. We will continue to evaluate targeted sales of real estate assets or other liquidity options in order to strengthen the liquidity position of KBS REIT III both now and in the future. However, any significant future liquidity will likely require a stabilization of both the debt and capital markets which continue to be uncertain.



Carillon  
Charlotte, NC

## KBS REIT III 2024 Goals & Objectives

- ✓ Efficiently manage the real estate portfolio through the economic downturn in order to maximize the long-term portfolio value
- ✓ Extend and refinance certain maturing loans in the portfolio
- ✓ Manage liquidity to continue enhancing asset values
- ✓ Continue to monitor the properties in the portfolio and the office market for beneficial sale opportunities in order to maximize value and further enhance liquidity



**KBS**

Real Estate  
Investment  
Trust III

For questions, please contact  
Investor/Advisor Relations toll free at:

**(866) 527-4264**

